

SECOND FLOOR INTERIOR DOOR SCHEDULE

Entity Name	Definition Name
D201	DOOR BIFOLD 24x80
D202	DOOR SWING 30x80
D203	DOOR SWING 30x80
D204	DOOR SWING 30x80
D205	DOOR BIFOLD 24x80
D206	DOOR PAIR 24x80
D207	DOOR SWING 30x80
D208	DOOR SWING 30x80

SECOND FLOOR WINDOW SCHEDULE

Entity Name	Definition Name
W201E	DOUBLE HUNG 36x62
W202E	DOUBLE HUNG 36x62

ROOM FINISH SCHEDULE

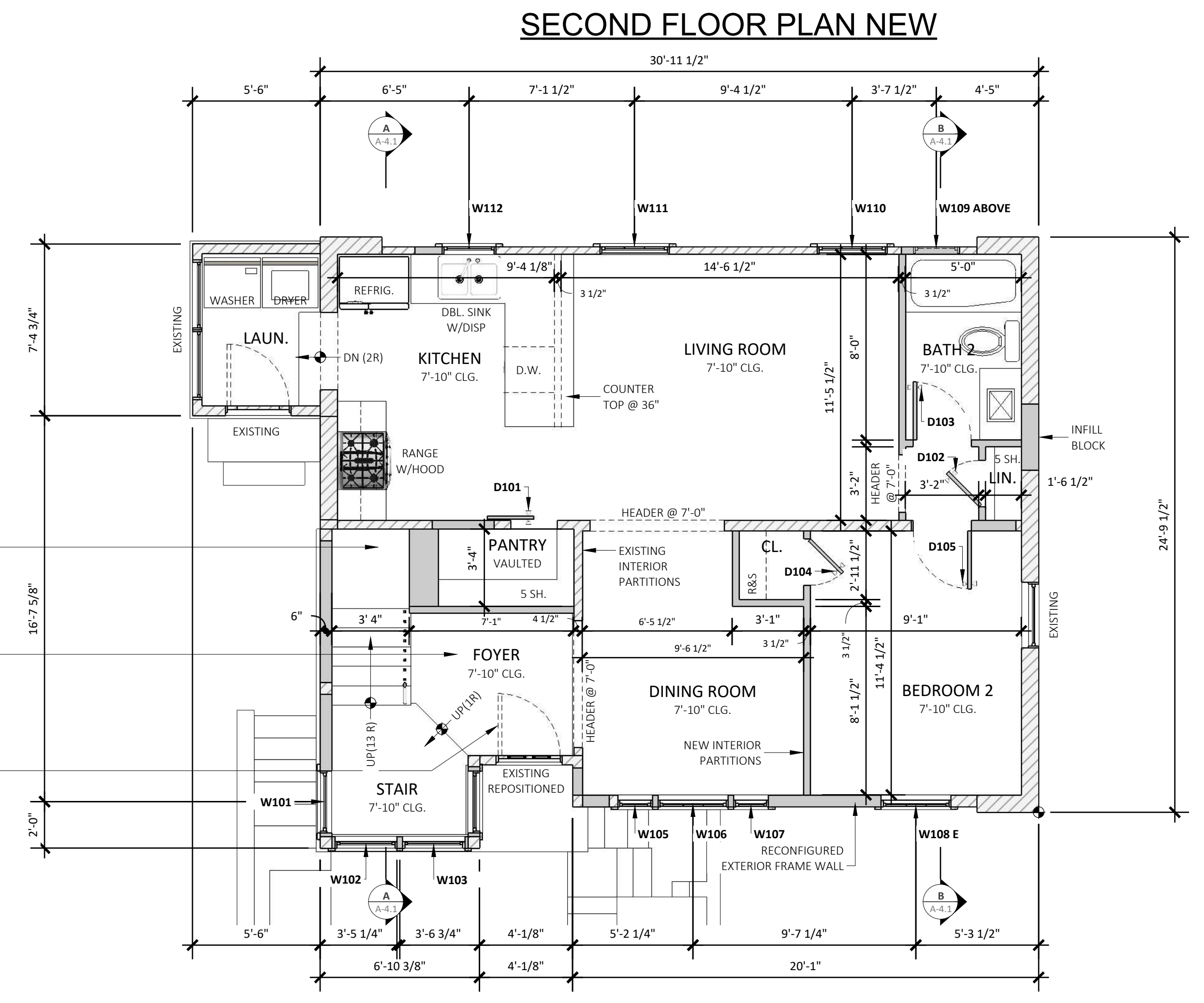
Definition Name	AREA	CEILING	CROWN	FLOOR	WAINSCOT	BASE
BATH 2	40	DRYWALL	NONE	TILE	NO	3 1/4" SPEED BASE
BATH 3	43	DRYWALL	NONE	TILE	NO	3 1/4" SPEED BASE
BEDROOM 2	103	DRYWALL	NONE	CARPET	NO	3 1/4" SPEED BASE
BEDROOM 2 CLOSET	8	DRYWALL	NONE	HARDWOOD	NO	3 1/4" SPEED BASE
BEDROOM 3	96	DRYWALL	NONE	CARPET	NO	3 1/4" SPEED BASE
BEDROOM 3 CLOSET	10	DRYWALL	NONE	CARPET	NO	3 1/4" SPEED BASE
DINING ROOM	99	DRYWALL	1 PIECE	HARDWOOD	NO	3 1/4" SPEED BASE
FF LINEN CLOSET	5	DRYWALL	NONE	HARDWOOD	NO	3 1/4" SPEED BASE
FOYER	41	DRYWALL	1 PIECE	HARDWOOD	NO	3 1/4" SPEED BASE
KITCHEN	109	DRYWALL	1 PIECE	HARDWOOD	NO	3 1/4" SPEED BASE
LANDING	58	DRYWALL	NONE	CARPET	NO	3 1/4" SPEED BASE
LAUNDRY ROOM	33	DRYWALL	NONE	HARDWOOD	NO	3 1/4" SPEED BASE
LIVING ROOM	170	DRYWALL	1 PIECE	HARDWOOD	NO	3 1/4" SPEED BASE
MECHANICAL CLOSET	13	DRYWALL	NONE	CARPET	NO	3 1/4" SPEED BASE
OWNERS BATH	54	DRYWALL	NONE	TILE	NO	3 1/4" SPEED BASE
OWNERS BEDROOM	144	DRYWALL	NONE	CARPET	NO	3 1/4" SPEED BASE
OWNERS WIC 1	20	DRYWALL	NONE	CARPET	NO	3 1/4" SPEED BASE
OWNERS WIC 2	20	DRYWALL	NONE	CARPET	NO	3 1/4" SPEED BASE
PANTRY	8	DRYWALL	NONE	HARDWOOD	NO	3 1/4" SPEED BASE
STAIR	73	DRYWALL	NONE	HARDWOOD	NO	3 1/4" SPEED BASE
VESTIBULE	10	DRYWALL	NONE	HARDWOOD	NO	3 1/4" SPEED BASE
	1157					

FIRST FLOOR INTERIOR DOOR SCHEDULE

Entity Name	Definition Name
D101	DOOR SWING 24x80
D102	DOOR SWING 30x80
D102	DOOR SWING 24x80
D104	DOOR SWING 24x80
D105	DOOR SWING 30x80

FIRST FLOOR WINDOW SCHEDULE

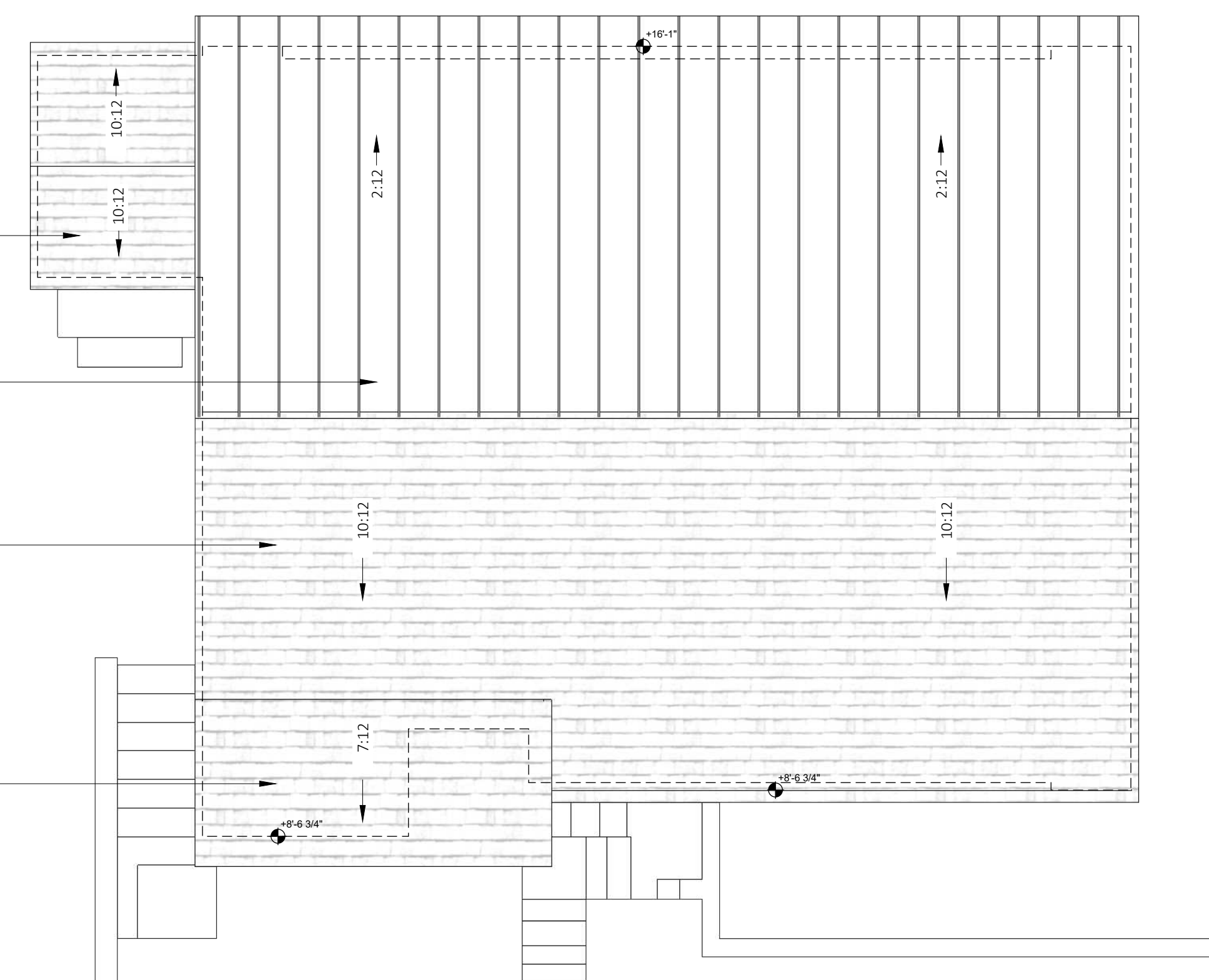
Entity Name	Definition Name
W101	DOUBLE HUNG 32x48
W102	DOUBLE HUNG 32x48
W103	DOUBLE HUNG 32x48
W104	DOUBLE HUNG 32x48
W105	DOUBLE HUNG 18x64
W106	DOUBLE HUNG 36x62
W107	DOUBLE HUNG 18x64
W108 E	DOUBLE HUNG 36x62
W109	FIXED 24x18
W110	DOUBLE HUNG 36x62
W111	DOUBLE HUNG 36x62
W112	CASEMENT 28x40



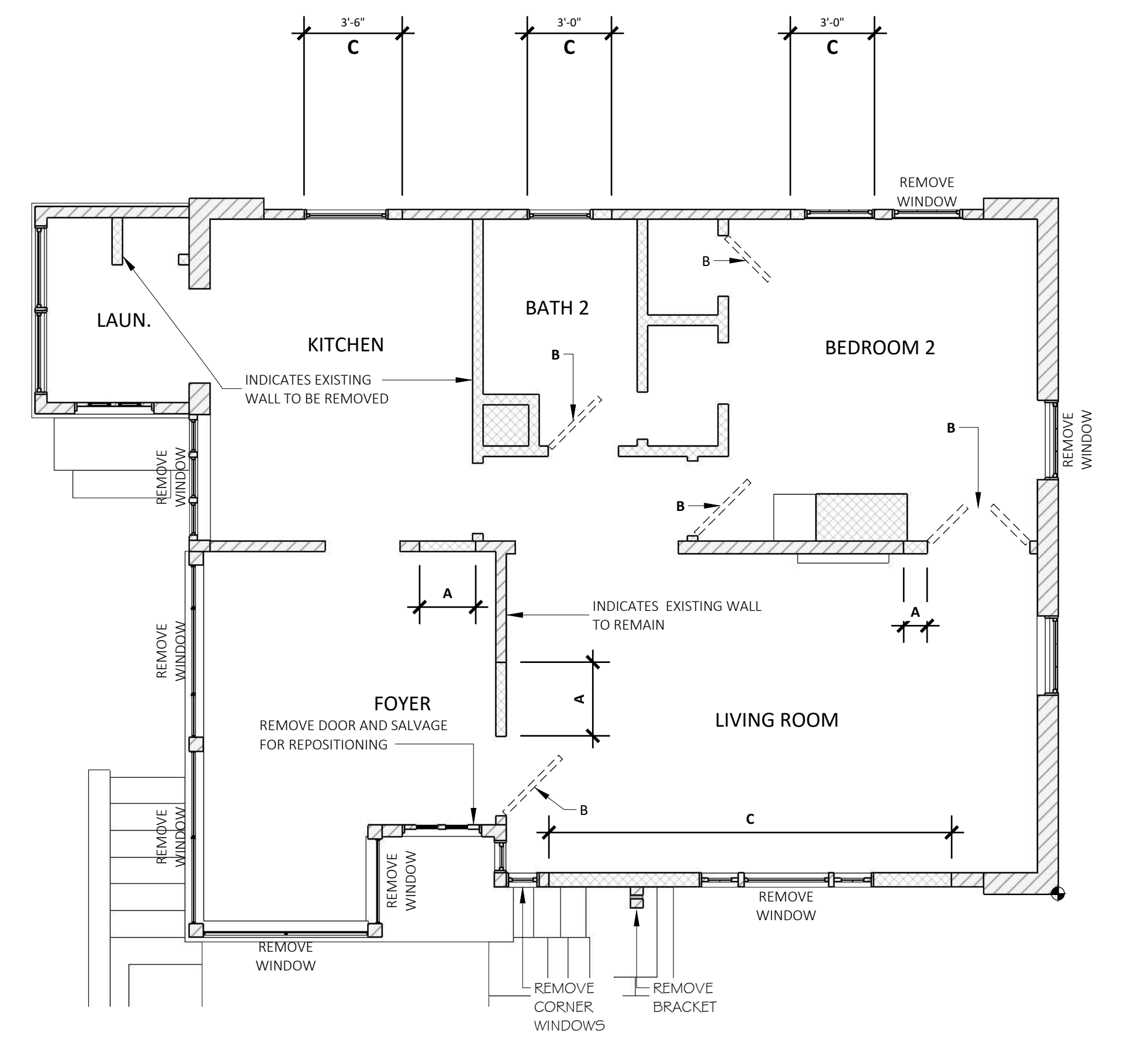
NEW STAIR WITH CONTINUOUS GRASABLE RAIL @ 34" ABOVE LEADING EDGE OF TREADS AND PICKETS SPACED TO REFUSE 4" DIA. SPHERE.

EXISTING FLOOR IN FOYER, PANTRY AND STAIR AREA IS 3" BELOW MAIN FLOOR. RAISE ENTIRE AREA UP TO MATCH EXISTING MAIN FLOOR ELEVATION.

EXISTING FRONT DOOR TO BE REMOVED AND REPOSITIONED AT MAIN FLOOR HEIGHT.



ROOF PLAN NEW



FIRST FLOOR PLAN DEMOLITION

A	REMOVE PORTION OF WALL AS REQUIRED TO ACCOMMODATE NEW DOOR OR OPENING
B	REMOVE AND SALVAGE DOOR FOR REUSE
C	REMOVE WINDOW AND ADJUST EXTERIOR WALL OPENING TO ACCOMMODATE NEW WINDOW